



IMAGINE. DESIGN. CREATE.

A GUIDE TO YOUR NEW SURFACES





ABOUT

Simply Surfaces and The Top Shop Whakatane are the Bay of Plenty's leading retailers of high-pressure laminate and Tavolo 100% acrylic premium solid surface benchtops and surfaces.

Our craftspeople use a combination of technology and craftsmanship to custom manufacture high-quality and bespoke benchtops, surfaces and panels for homes and commercial properties. From small single-piece items to complex architecturally designed kitchens and multi-apartment fit-outs.

We also manufacture large commercial projects, often using our specialty products in commercial, retail, food service, hospitality, healthcare, educational and marine environments.

The design possibilities are endless. We can create benchtops, tabletops, splashbacks, shelves and other surfaces for your home or business - kitchen, bathroom, laundry, office and furniture.

We source our beautiful range of laminates and Tavolo 100% acrylic solid surface materials from reputable suppliers who guarantee their products, ensuring functional, durable surfaces for years to come.

During your consultation, we can unleash the possibilities and provide you with ideas to create surfaces you will love now and tomorrow.



KITCHEN

BENCHTOPS

SPLASHBACKS

DOORS, DRAWERS & PANELS

DECORATIVE PANELS

SINKS

BATHROOM

VANITIES

VANITY TOPS

BASINS

SPLASHBACKS

DECORATIVE PANELS



LAUNDRY

BENCHTOPS

SPLASHBACKS

SINKS



HIGH-PRESSURE LAMINATE (HPL)

WIDE COLOUR RANGE

DURABLE & HARDWEARING

MOISTURE-RESISTANT

WEAR RESISTANT

ECONOMICAL

ENVIRONMENTALLY FRIENDLY



HPL HIGH-PRESSURE LAMINATE

High-Pressure Laminate (HPL) is the most economical and commonly used material for durable and functional benchtops and surfaces in New Zealand

HPL is typically used in homes and businesses for benchtops, vanity tops, tabletops, cabinets, work surfaces, wall panelling and for more durable doors, drawers and panels.

We have an extensive range of high-pressure laminates in many colours, textures, styles and finishes.



With so many popular colours, styles and textures available, visit our Tauranga showroom or request an in-home consultation (Whakatane and district) to view the whole range and grab some samples.

Laminates are backed by a 7-year warranty.

**Conditions apply*

ASK ABOUT OUR RANGE OF SINKS

COLOUR, STYLE, TEXTURE

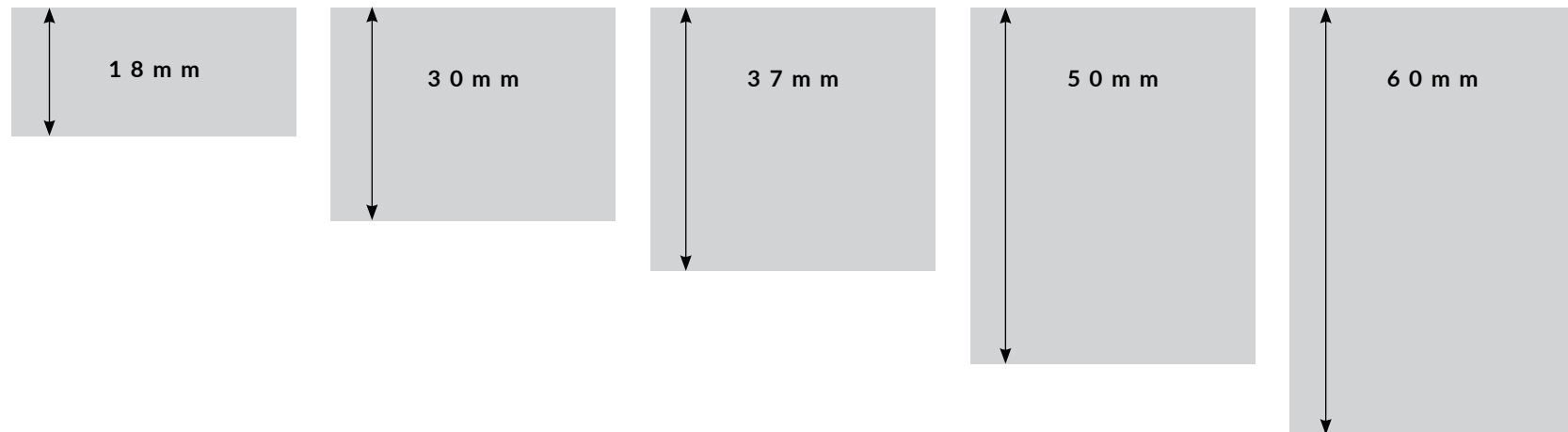


Photographs and prints of colour can vary. Please request and inspect a product sample before making your final decision.

BENCHTOP THICKNESS

High-pressure laminate and acrylic solid surface benchtops can be manufactured to many different thicknesses depending on the style and look you want to achieve.

Thicknesses typically range from 18 - 60mm and can be paired with one of many edge profile options.



EDGE PROFILES

Square edges clashed with matching high-pressure laminate



[STO]

Square

Square edge clashed with a matching 2mm thick PVC edge



[PVC]

PVC

Rolled 180 degree radius giving a fully rounded edge



[PTF]

180 radius

Rounded edge with 10mm radius top and bottom



[PTD]

10mm radius

Rounded top edge with 10mm radius and square bottom edge



[PTO]

10mm radius top



[PTT]

6mm radius

Rounded edge with 6mm radius top and bottom



[PTZ]

6mm radius top

Rounded top edge with 6mm radius and square bottom edge



[PC]

Coved Upstand

Upstand with coved inside edge. Upstands can be fitted to any thickness of benchtop.



[SQU]

Square Upstand

Upstand with square inside edge. Square upstands are usually factory fitted.



[DP]

Down drop

Down drop with 10mm radius leading edge and square clashed bottom edge. Down drop height can range from 80mm - 350mm



T **TAVOLO**
PREMIUM SOLID SURFACES

15 NZ INSPIRED COLOURS

GROUTLESS TILE EFFECTS

HYGIENIC

UV STABLE







STAIN, FADE AND
CHEMICAL RESISTANT

MOULD AND MILDEW RESISTANT

REPAIRABLE



TAVOLO COLOUR RANGE



Photographs and prints of colour can vary. Please request and inspect a product sample before making your final decision.

TAVOLO 100% ACRYLIC PREMIUM SOLID SURFACE

Tavolo is a 100% acrylic solid surface material known for its sleek, modern appearance and exceptional performance.

Its non-porous and hygiene properties make it easy to maintain and suitable for a wide range of uses. Its seamless surfaces and thermoforming properties mean the design possibilities are limited only by the designer's imagination.

Tavolo Plus, Antimicrobial Enhanced delivers on both quality aesthetic and a higher level of performance. The material is durable, easy to clean and limits bacteria growth while enabling fresh contemporary design.

Tavolo's 15 beautiful NZ inspired colours and patterns enable architects, designers, specifiers and manufacturers, endless design possibilities, combining with everyday functionality and durability that can become the centrepiece of any home or commercial space for years to come.

Since 2018, Tavolo has been distributed to New Zealand manufacturers by Rowan James Limited after recognising a need for both designers and manufacturers for a seamless, hygienic and easy to manufacture surface.

Tavolo comes with a 10 year warranty*

**Conditions apply*



ASK ABOUT OUR RANGE OF SINKS

15 NZ INSPIRED COLOURS

GROUTLESS TILE EFFECTS

HYGIENIC

UV STABLE

STAIN, FADE &
CHEMICAL RESISTANT

MOULD & MILDEW
RESISTANT

REPAIRABLE



TAVOLO ACRYLIC SOLID SURFACE SPLASHBACKS

Tavolo 100% acrylic solid surface seamless, grout-free splashback.

Tavolo 100% acrylic premium solid surface Splashbacks are a beautiful, seamless, easy to install, splashback and a feature in any residential kitchen, laundry or bathroom.


15 expertly curated New Zealand inspired colours and designs to complement any kitchen, laundry or bathroom surface.

Machining options to create grout-less tile effects like basketweave, chevron, herringbone, hexagon, subway tile, and tongue and groove bring your splashback to life.

Tavolo 100% Acrylic Premium Solid Surface comes with a 10 year warranty*

**Conditions apply*





TAVOLO SPLASHBACK GROUTLESS TILE EFFECTS

Tavolo 100% acrylic solid surface seamless, grout-free splashback

Tavolo 100% acrylic premium solid surface Splashbacks are a beautiful, seamless, easy to install, splashback and a feature in any residential kitchen, laundry or bathroom.

15 expertly curated New Zealand inspired colours and designs to complement any kitchen, laundry or bathroom surface.

Machining options to create grout-less tile effects like basketweave, chevron, herringbone, hexagon, subway tile,

and tongue and groove bring your splashback to life.

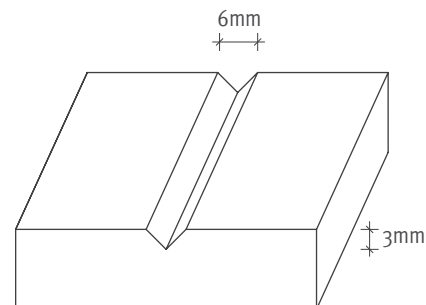
Tavolo Solid Surface Splashbacks are designed using 12mm thick sheet material.

Various surface and edge finishing options are available. Aluminium edge strips can be used to finish visible edges.

Tavolo 100% Acrylic Premium Solid Surface comes with a 10 year warranty*

**Conditions apply*

MACHINING DETAIL



MEASURING YOUR SURFACES FOR A QUOTE

HOW TO MEASURE

You are welcome to provide your benchtop, splashback, vanity top or surface measurements for quoting purposes.

- Using the grid [1mm = 1cm]
- Draw the shape of your benchtop and add the measurements in mm.
- Remember to show sink, hob, basin and light switch cutouts
- Mark the edges that will be clashed, rolled or will have an upstand
- Bring in or email, your plan and quote request form to Simply Surfaces or The Top Shop Whakatane and your consultant will provide you with advice and colour samples.

We will always complete a site measure before manufacturing your new benchtops, splashbacks and surfaces.

We recommend getting a colour sample before making your final decision.



QUOTE REQUEST

EMAIL TO: SALES@SIMPLYSURFACES.CO.NZ

NAME

ADDRESS.....
.....

EMAIL.....

PHONE..... MOBILE.....

OPTION 1

Brand.....

Colour.....

Thickness (mm) 18 30 37 50 60 mm

Edge Profile STO PVC PTF PTD

PTO PTT PTZ

CUTOUTS

Hob cutout/s QTY.....

Sink cutout/s QTY.....

Switch cutouts (splashbacks) QTY.....

OPTION 2

Brand.....

Colour.....

Thickness (mm) 18 30 37 50 60 mm

Edge Profile STO PVC PTF PTD


PTO PTT PTZ

NOTES


.....

.....

.....



1mm = 1cm



1mm = 1cm

TESTIMONIALS

“

Thank you for the great service and the pleasure it has been dealing with your company.

”

Shirley C

“

An amazing and appreciative thank you to the team for our new kitchen benchtop. We couldn't be happier - it looks fantastic! Thank you so much.

”


Jan R

“

A quick email to let you know how much I appreciate your company's efforts. I have had lots of compliments on the new benchtops.

”

Carol T





102 Birch Avenue
Judea, Tauranga 3110
NEW ZEALAND
07 282 7217

sales@simplysurfaces.co.nz
simplysurfaces.co.nz

The Top Shop Whakatane

Mobile service based in Whakatane

0508 746 759
thetopshop@xtra.co.nz
thetopshop.co.nz